

STUDENT BOOK

EYES



ON

1

PHONICS

A Scientific Approach to Reading

* BOOK 1 Contents




• Lesson Overview 4

	Lesson	Sound(s)	Words	Word Building	Page	
UNIT 1	1	s	sit, sun, snake, stone	sit, sun, snake, stone	6	
	2	a	ant, bag, apple, mat	ant, bag, apple, mat	10	
	3	t	tin, tent, tree, tiger	at, sat	14	
	4	p	tap, pen, pot, panda	pat, tap, sap	18	
	5	i	ill, ink, igloo, insect	it, sit, tip, pit	22	
	Review (s, a, t, p, i)					26
	Sight Words (a, is, the)					28
UNIT 2	1	n	nap, net, nut, nest	in, tan, pin, nap	30	
	2	c/k	cat, kit, cup, king	cap, can, kit, ink	34	
	3	e	ten, elk, egg, neck	set, ten, pen, net	38	
	4	h	hat, hen, hop, hug	hat, hit, hip, hen	42	
	5	r	rat, red, run, rain	rat, rip, ran, risk	46	
	Review (n, c/k, e, h, r)					50
	Sight Words (she, and, are)					52

	Lesson	Sound(s)	Words	Word Building	Page	
UNIT 3	1	m	map, mop, mug, mole	map, men, ram, mist	54	
	2	d	kid, dot, donut, donkey	dip, kid, had, send	58	
	3	g	tag, goat, gate, grape	gas, get, tag, drag	62	
	4	o	on, log, orange, octopus	on, top, hot, spot	66	
	5	u	bus, drum, under, umbrella	up, cut, rug, drum	70	
	Review (m, d, g, o, u)					74
	Sight Words (he, they, down)					76
UNIT 4	1	l	leg, lid, leaf, lizard	lid, leg, lot, lump	78	
	2	f	fan, fat, fig, fun	fat, fog, fun, left	82	
	3	b	big, bee, boat, bird	bad, big, rub, belt	86	
	4	j	jet, jump, juice, jacket	jam, jet, job, jump	90	
	5	z	zigzag, zoo, zebra, zipper	zap, zag, zip, zig	94	
	Review (l, f, b, j, z)					98
	Sight Words (to, by, have)					100
UNIT 5	1	w	wet, wind, twig, swim	wet, web, win, swim	102	
	2	v	van, vet, vest, vase	van, vet, vest, vivid	106	
	3	y	yo-yo, yell, yellow, yogurt	yak, yam, yes, yo-yo	110	
	4	x	six, fix, fox, box	mix, fox, wax, next	114	
	5	q	quilt, squid, queen, quiet	quit, quiz, quip, quilt	118	
	Review (w, v, y, x, q)					122
	Sight Words (my, come, some)					124


Lesson Overview

Eyes on Phonics follows a carefully sequenced SATPIN progression. SATPIN phonics is a systematic, research-based approach to early literacy. Rather than introducing letters alphabetically, it begins with s, a, t, p, i, n, which is a high-utility set that helps learners quickly blend and read real words.



Story

Each lesson begins with a sound awareness activity. Learners are first introduced to illustrations that highlight the target sounds within familiar words. They then listen to a story that introduces the target words and sounds, followed by a song animation with alliterative lyrics and a catchy melody to further reinforce recognition of the target sounds.




Audio and video can be played on mobile devices by scanning the QR codes (internet required).



Word and Sound

This section builds learners' phonemic awareness by helping them connect target letter sounds with key vocabulary. Learners practice listening, repeating, and segmenting each word into its individual sounds, followed by an engaging animated chant video.

A follow-up activity builds phonemic awareness by helping learners recognize and distinguish target sounds without using written letters.



Letter and Word

This section focuses on letter recognition and formation, where learners are formally introduced to the target letter in both uppercase and lowercase forms, emphasizing the connection between sounds and symbols.

A follow-up activity helps reinforce early reading readiness by identifying the target letter in words and enhancing letter discrimination.

Word Building

This section guides learners in blending learned sounds to form words and segmenting familiar words into individual phonemes, reinforcing decoding and spelling skills. Engaging animated videos support these exercises with rhythmic chants and lively visuals, helping learners build decoding fluency and boost reading confidence.



Comprehension

This section encourages learners to demonstrate their understanding of the target sounds and vocabulary through various creative and interactive comprehension exercises.



A fun bonus activity allows learners to use their sound recognition skills to find specific items—and Nat, the book's mascot—hidden within the main story illustration.

Workbook 1

Supplementary activities consolidate the skills learners studied in each unit.





Story **A**   01 **Watch and listen.**



A snake sits in the sun. It sees a stone seesaw. The snake gets on the seesaw. The squirrel gets on, too. They go up and down.

Word and Sound



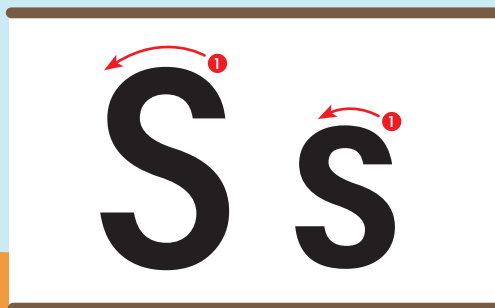
A Watch, listen, and say.

 • • •	s it	 • • •	s un
 • • • •	s nake	 • • • •	s tone

B Circle the pictures that begin with **s**.

Letter and Word

A Trace and write.



S

S

S

S

s

s

s

s

S

s

S

s

S

s

S

s

B Say and write.



 sun



 sit



 snake



 stone

Word Building



A  Watch and match.

S



S



S



S



Comprehension

A Draw two **s** words.



EYE SPY

Look at page 6 and find:





VIDEO



AUDIO

Story

A



Watch and listen.



The alarm clock rings. It's snack time! The ant has a bag. She takes out a red apple. The alligator claps. They are on a mat. Everyone is happy.

Word and Sound




A Watch, listen, and say.




ant



bag



apple



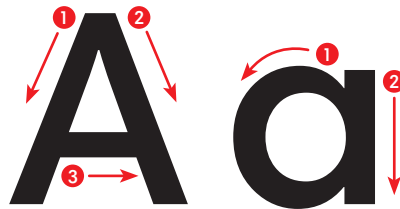

mat

B Color the pictures with **a**.



Letter and Word

A Trace and write.



A

A

A

A

a

a

a

a

Aa

Aa

Aa

Aa

B Say and write.



ant



bag



apple



mat

Word Building



A Watch and match.


a



a



a



a



Comprehension


A Draw two **a** words.



EYE SPY

Look at page 10 and find:



**Story**

A



Watch and listen.







A tan tiger sits by a white tent. He sips from a tin cup. The tiger waves at the sea turtle. They are under a tall tree.



Word and Sound



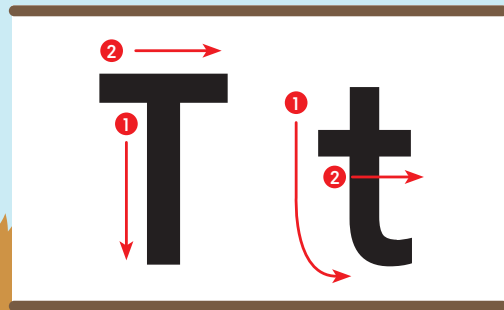

A Watch, listen, and say.

 • • •	tin	 • • • •	tent
 • • •	tree	 • • • •	tiger

B Circle the pictures that begin with **t**.

Letter and Word

A Trace and write.



Tracing practice area with three rows of handwriting lines. The first row contains five uppercase 'T's. The second row contains four lowercase 't's. The third row contains four pairs of uppercase 'T' and lowercase 't'.

B Say, circle, and write.



Letter selection box for 'tin': 's' and 't' (circled).

tin



Letter selection box for 'tree': 't' (circled) and 'a'.

tree



Letter selection box for 'tent': 't' (circled) and 's'.

tent



Letter selection box for 'tiger': 'a' and 't' (circled).

tiger

Word Building



A Watch and point. Then blend and read.



Comprehension

A Circle.

Who?				
When?				
Where?				



EYE SPY

Look at page 14 and find:





VIDEO



AUDIO

Story

A



Watch and listen.



Mom has a pen. She draws the pandas on the paper. The pandas sit by a pot. They play. They tap the pot with their paws. The girl claps.


Word and Sound



A Watch, listen, and say.




tap



pen




pot



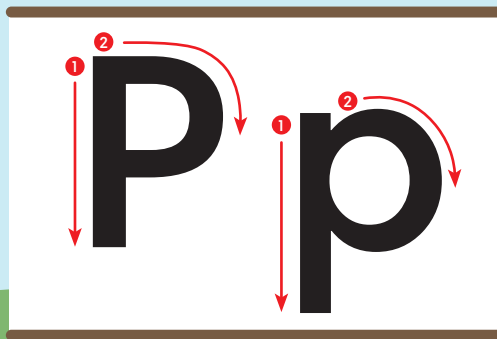
panda

B Color the pictures with p.



Letter and Word

A Trace and write.



Tracing practice area with three rows of handwriting lines. The first row contains four uppercase 'P's. The second row contains four lowercase 'p's. The third row contains four pairs of uppercase 'P' and lowercase 'p'.

B Say and write.



panda



pot



tap



pen

Word Building



A Watch and point. Then blend and read.



Comprehension

A Color.



EYE SPY

Look at page 18 and find:





VIDEO



AUDIO

Story

A



Watch and listen.



Ivan the penguin is in an igloo. Ivan is in bed. He is ill. Ink is on the floor. An insect wipes the ink. Ivan the penguin smiles.

Word and Sound



A Watch, listen, and say.



• •

ill



• • •

ink



• • • •

igloo



• • • • • •

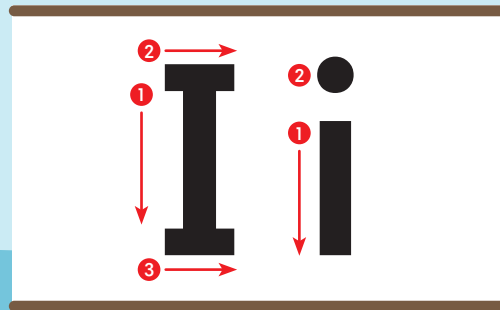
insect

B Circle the pictures that begin with **i**.



Letter and Word

A Trace and write.



Tracing practice area with three rows of handwriting lines. The first row contains four uppercase 'I's for tracing. The second row contains four lowercase 'i's for tracing. The third row contains four pairs of uppercase 'I' and lowercase 'i' for tracing.

B Say, color, and write.



i

p

ink



a

i

igloo



i

s

is



t

i

insect

Word Building



A Watch and point. Then blend and read.

Comprehension

A Put the story in order.



EYE SPY

Look at page 22 and find:





A 11 Listen, trace, and match.

S A T P I

a i p s t

B 12 Listen and point. Then blend and write.

s	a	t	sat	sat
p	a	t	pat	pat
s	i	t	sit	sit
t	i	p	tip	tip

C Read.

**NAT'S
ADVENTURE LOG**

DAY 1
The snake gets on a stone seesaw.



DAY 2
The ant takes out a red apple.



DAY 3
The tan tiger sits by a white tent.




DAY 4
The pandas tap the pot.



DAY 5
Ivan the penguin is in an igloo.




D Circle and write.



tree
pen


Mom has a
pen.



stone
ink

An insect wipes
the **ink**.

A Color.



B Trace and write.

a

a

a

is

is


is

the

the

the

C Find and circle.



D Trace and read.

It **is the** tip.

It **is a** pit.





VIDEO



AUDIO

Story

A



Watch and listen.



Nina the monkey naps at noon. A bird makes a nest. Nuts drop down. She jumps up fast. She grabs her net. She nabs the nuts.

Word and Sound




A Watch, listen, and say.




nap



net




nut




nest

B Color the pictures that begin with **n**.



Letter and Word

A Trace and write.



Tracing practice area with three rows of handwriting lines. The first row contains four uppercase 'N's. The second row contains four lowercase 'n's. The third row contains four pairs of 'Nn'.

B Say and write.



nap



nest



net



nut

Word Building



A Watch and point. Then blend and read.

Comprehension

A Put the story in order.



EYE SPY

Look at page 30 and find:





Story

A



Watch and listen.



The king has a cup and a cake. The kid gets a kite kit. She claps. He can cut the cake. Oh, no! The cat eats the cake.

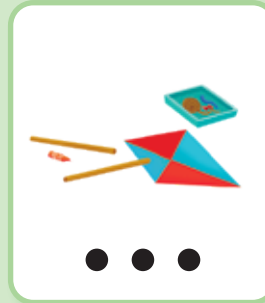
Word and Sound



A Watch, listen, and say.




cat



kit




cup



king

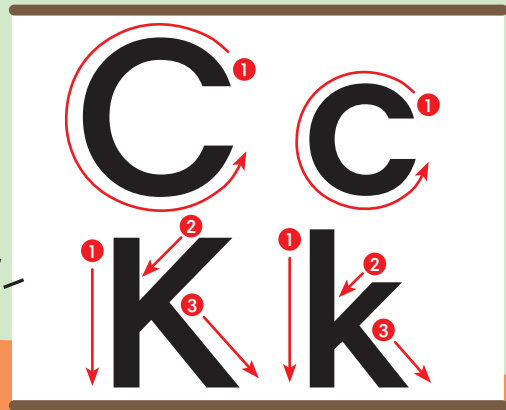



B Circle the pictures that begin with **c/k**.



Letter and Word

A Trace and write.



Cc Cc Cc Cc

Kk Kk Kk Kk

Cc Kk Cc Kk

B Say, color, and write.



c

p

c up



k

a

k ing



s

c

c at



k

t

k it

Word Building



A Watch and point. Then blend and read.



Comprehension

A Draw **c/k** words.



EYE SPY

Look at page 34 and find:





Story

A



Watch and listen.





Ed the elk has ten eggs. The ferret is on his legs. A napkin is on his neck. Bread and jelly are on a shelf. They say, "Hello!"

Word and Sound



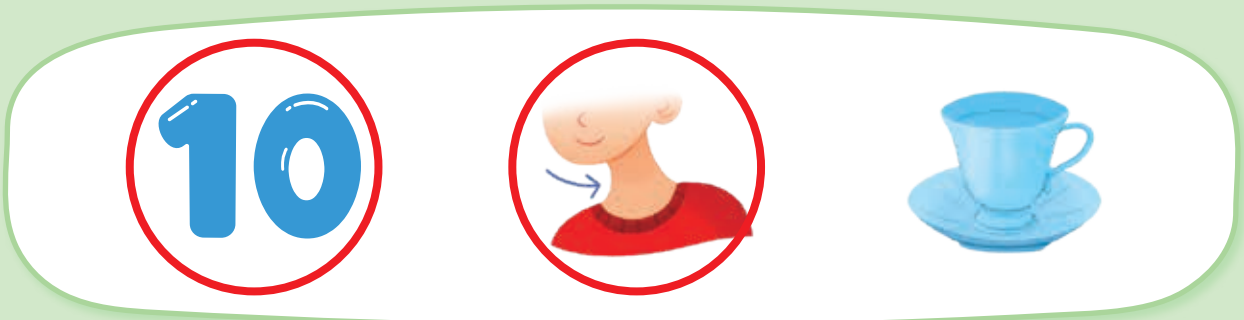
A Watch, listen, and say.



B Color the pictures that begin with **e**.





C Circle the pictures with **e** in the middle.



Letter and Word

A Trace and write.



E E E E E

e e e e

Ee Ee Ee Ee

B Say, color, and write.



e

i

neck



e

c

egg



n

e

elk

10

p

e

ten

Word Building



A Watch and point. Then blend and read.

Comprehension

A Circle.

Who?						
When?						
Where?						



EYE SPY

Look at page 38 and find:



h



VIDEO



AUDIO

Story **A**   19 Watch and listen.




Hana has a hat. She is happy. She hugs her horse on a hill. The hens and crickets are happy, too. They hop here and there.

Word and Sound



A   Watch, listen, and say.



hat

• • •



hen

• • •



hop


• • •



hug

• • •

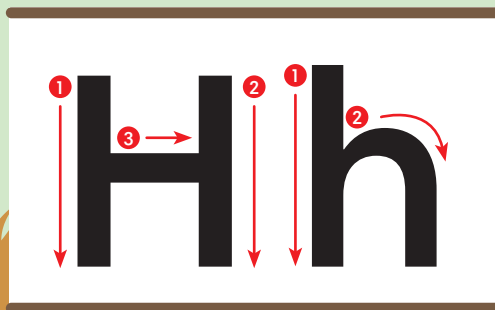

B Circle the pictures that begin with **h**.






Letter and Word

A Trace and write.



Tracing practice area with three rows of handwriting lines. The first row contains four uppercase 'H's. The second row contains four lowercase 'h's. The third row contains four pairs of uppercase 'H' and lowercase 'h'.

B Say and write.



hug



hat



hen



hop

Word Building



A Watch and point. Then blend and read.

h a t

hat

hat

h i t

hit

hit

h i p

hip

hip


h e n

hen

hen

Comprehension

A Color.



EYE SPY

Look at page 42 and find:





VIDEO



AUDIO



Story

A



Watch and listen.



Ruby the rabbit and Ryan the rat run for the ribbon. She is in a red shirt. He runs in red shoes. Rain falls on the red track. The raccoon waves a flag.


Word and Sound



A   Watch, listen, and say.




rat



red



run



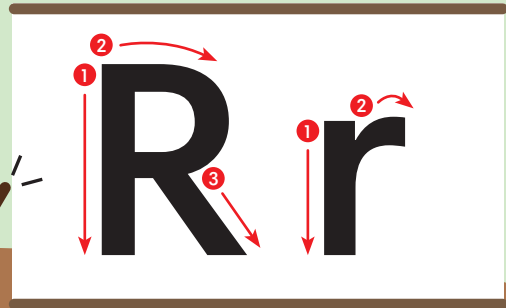

rain

B Color the pictures that begin with **r**.



Letter and Word

A Trace and write.



R R R R

r r r r

Rr Rr Rr Rr

B Say, circle, and write.



h

r

r ain



r

k

r un



t

r

r ed



r

n

r at

Word Building



A  Watch and point. Then blend and read.

r a t

rat

rat

r i p

rip

rip

r a n

ran

ran

r i s k

risk

risk

Comprehension

A Draw two **r** words.



EYE SPY

Look at page 46 and find:





A 23 Listen, match, and write.



R

E

N

R

C/K

H

r R e E k K c C n N h H

B 24 Listen and point. Then blend and write.

c a n

can

can

r e s t

rest

rest

s k i p

skip

skip

h i n t

hint

hint

C Read.


NAT'S
ADVENTURE LOG

DAY 1

Nina the monkey nabs the nuts.


DAY 2
The king has a cup and a cake.


DAY 3
Ed the elk has ten eggs.



DAY 4
Hana hugs her horse on a hill.


DAY 5
Ryan the rat runs in red shoes.


D Circle and write.


hen
neck

A napkin is on
his **neck**.


cat
red

The **cat** eats
the cake.

A Draw shapes on each word.

she = ○ and = △ are = □

she are

she and

are and

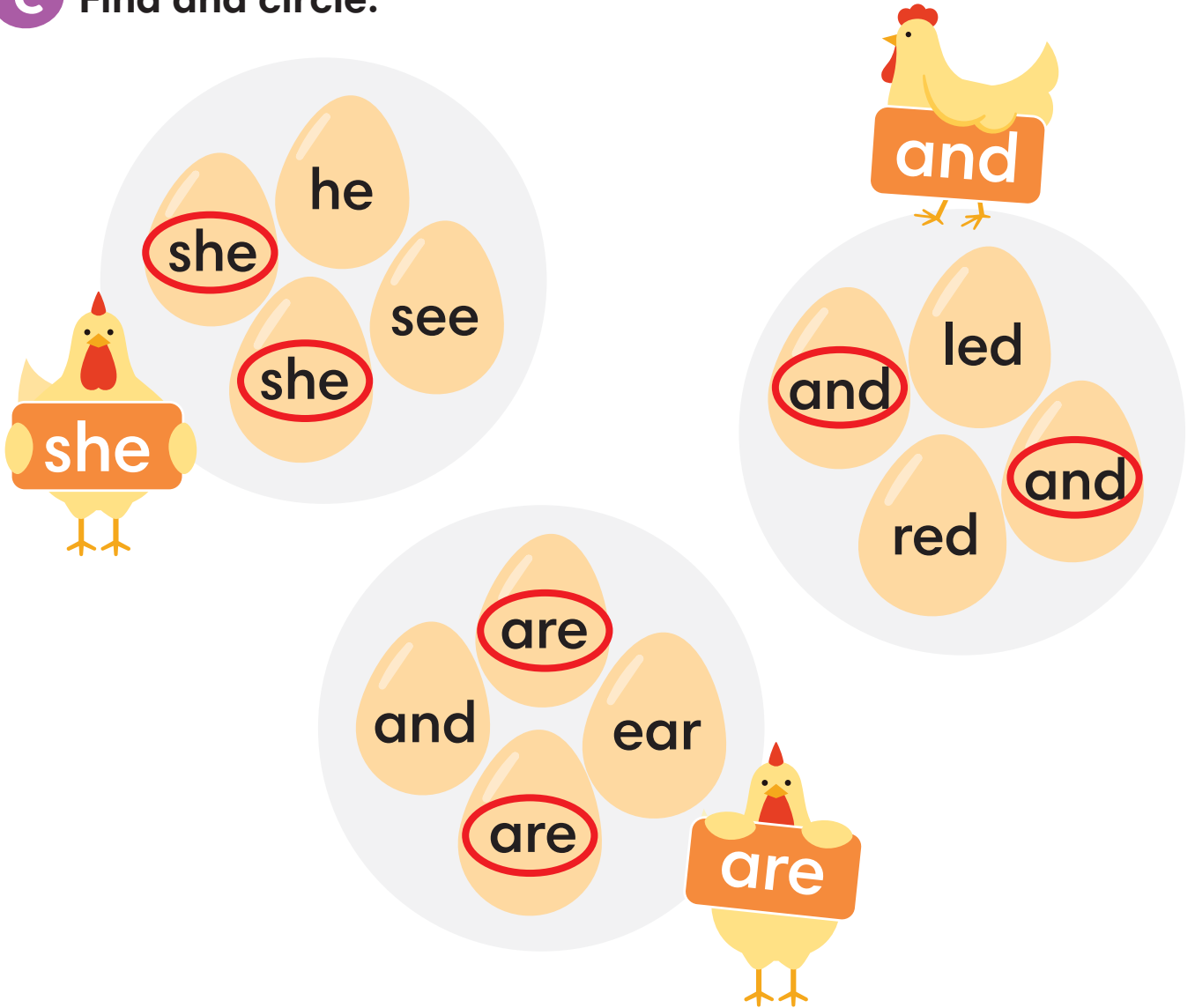
and are

she and

B Trace and write.

she	she	she
and	and	and
are	are	are

C Find and circle.



D Trace and read.

She hit the ten pins.

The cat and rat

are in the tent.



m



VIDEO



AUDIO

Story

A



25

Watch and listen.

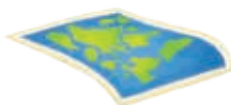


Mimi the mole has a mop. She has a mug. Mark the moose makes a fruit salad. He mixes mango and melon. The mule and camel look down at a map.

Word and Sound




A Watch, listen, and say.



map

• • •



mop

• • •



mug

• • •




mole

• • •

B Circle the pictures that begin with **m**.

Letter and Word

A Trace and write.



M M M M

m m m m

Mm Mm Mm Mm

B Say, color, and write.



m

n

mop



r

m


mug



m

h

mole



m

c

map

Word Building



A Watch and point. Then blend and read.

m a p

map

map

m e n

men

men

r a m

ram

ram

m i s t

mist

mist

Comprehension

A Draw two **m** words.



EYE SPY

Look at page 54 and find:



d



VIDEO



AUDIO

Story **A**   Watch and listen.



Dora is a kid. Dora has a dress with red dots. She eats a donut. Don the donkey eats a date. They walk down the dirt road. They have a happy day.

Word and Sound




A Watch, listen, and say.



kid

• • •



dot

• • •



donut

• • • • •



donkey

• • • • •

B Circle the pictures with **d**.











Letter and Word

A Trace and write.



D D D D

d d d d

Dd Dd Dd Dd


B Say and write.



kid



donkey



dot



donut

Word Building



A Watch and point. Then blend and read.

d i p

dip

dip

k i d

kid

kid

h a d

had

had

s e n d

send

send

Comprehension

A Color.



EYE SPY

Look at page 58 and find:




**Story**

A



Watch and listen.



The gate is open. The goose goes with Gus. They play tag in the garden. The goat smells grapes. He drops the grapes down. They make a big mess!

Word and Sound



A   Watch, listen, and say.




tag



goat




gate



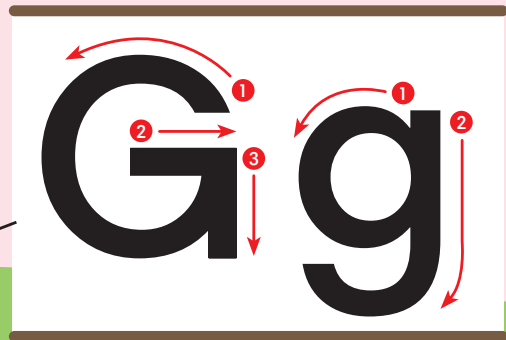
grape

B Color the pictures with **g**.



Letter and Word

A Trace and write.



G

G

G

G

g

g

g

g

Gg

Gg

Gg

Gg

B Say and write.



g gate



tag



g oat



g rape

Word Building



VIDEO

A Watch and point. Then blend and read.

g a s

g a s

gas

g e t

g e t

get

t a g

t a g

tag

d r a g

d r a g

drag

Comprehension

A Put the story in order.

1

4

2

3



EYE SPY

Look at page 62 and find:





Story

A



31

Watch and listen.



Oscar sits on a log. He looks at the ocean. Olivia drinks soda. Mom peels an orange. They see oysters on a rock. They see an octopus in the pool.

Word and Sound




A   Watch, listen, and say.



on



log


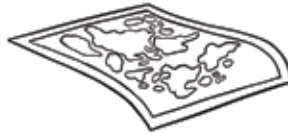


orange



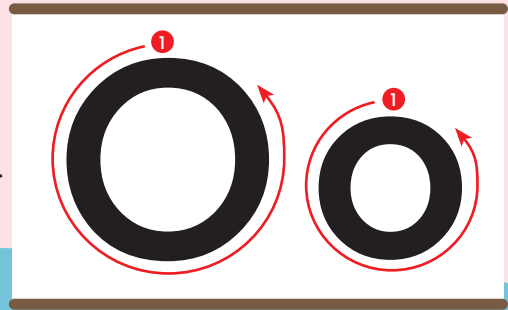

octopus

B Color the pictures with o.



Letter and Word

A Trace and write.




Tracing practice area with three rows of handwriting lines. The first row contains four large red uppercase 'O's. The second row contains four small red lowercase 'o's. The third row contains four pairs of a large red uppercase 'O' followed by a small red lowercase 'o'.

B Say, circle, and write.



on



o c t o p u s



o r a n g e



l o g

Word Building



A Watch and point. Then blend and read.

Comprehension

A Circle.

Who?	
What?	
Where?	



EYE SPY

Look at page 66 and find:



u



VIDEO



AUDIO

Story

A



33

Watch and listen.



Bud and Uncle Rusty take a walk. They are under an umbrella. They see a fun band. A bunny plays a trumpet. A duck plays drums. They take the bus home.


Word and Sound



A   Watch, listen, and say.



bus



drum



under



umbrella

B Circle the pictures that begin with **u**.

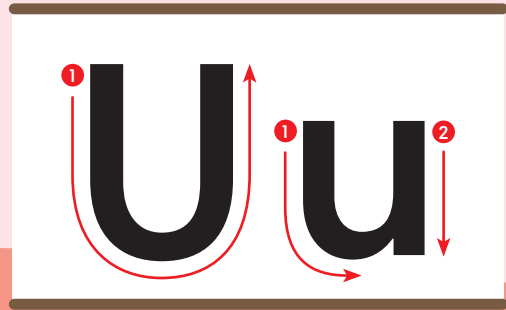


C Circle the pictures with **u** in the middle.



Letter and Word

A Trace and write.



Tracing practice area with three rows of handwriting lines. The first row contains four uppercase 'U's. The second row contains four lowercase 'u's. The third row contains four pairs of 'Uu'.

B Say, color, and write.



drum



under



bus



umbrella

Word Building



A  Watch and point. Then blend and read.

u p

u p

up

c u t

c u t

cut

r u g

r u g

rug

d r u m

d r u m

drum

Comprehension

A Draw two **u** words.



EYE SPY

Look at page 70 and find:





A 35 Listen, trace, and match.

M D G O U

g m u d o

B 36 Listen and point. Then blend and write.

m	u	g	m u g	m u g	
c	a	m	p	c a m p	c a m p
d	r	a	g	d r a g	d r a g
s	p	o	t	s p o t	s p o t

C Read.

**NAT'S
ADVENTURE LOG**

DAY 1
Mimi the mole has a mop.



DAY 2
Dora eats a donut.



DAY 3
The goat smells grapes.



DAY 4
Oscar sits on a log.



DAY 5
Bud is under an umbrella.




D Circle and write.



mug
gate


The gate is
open.



orange
donut

Mom has an
orange.

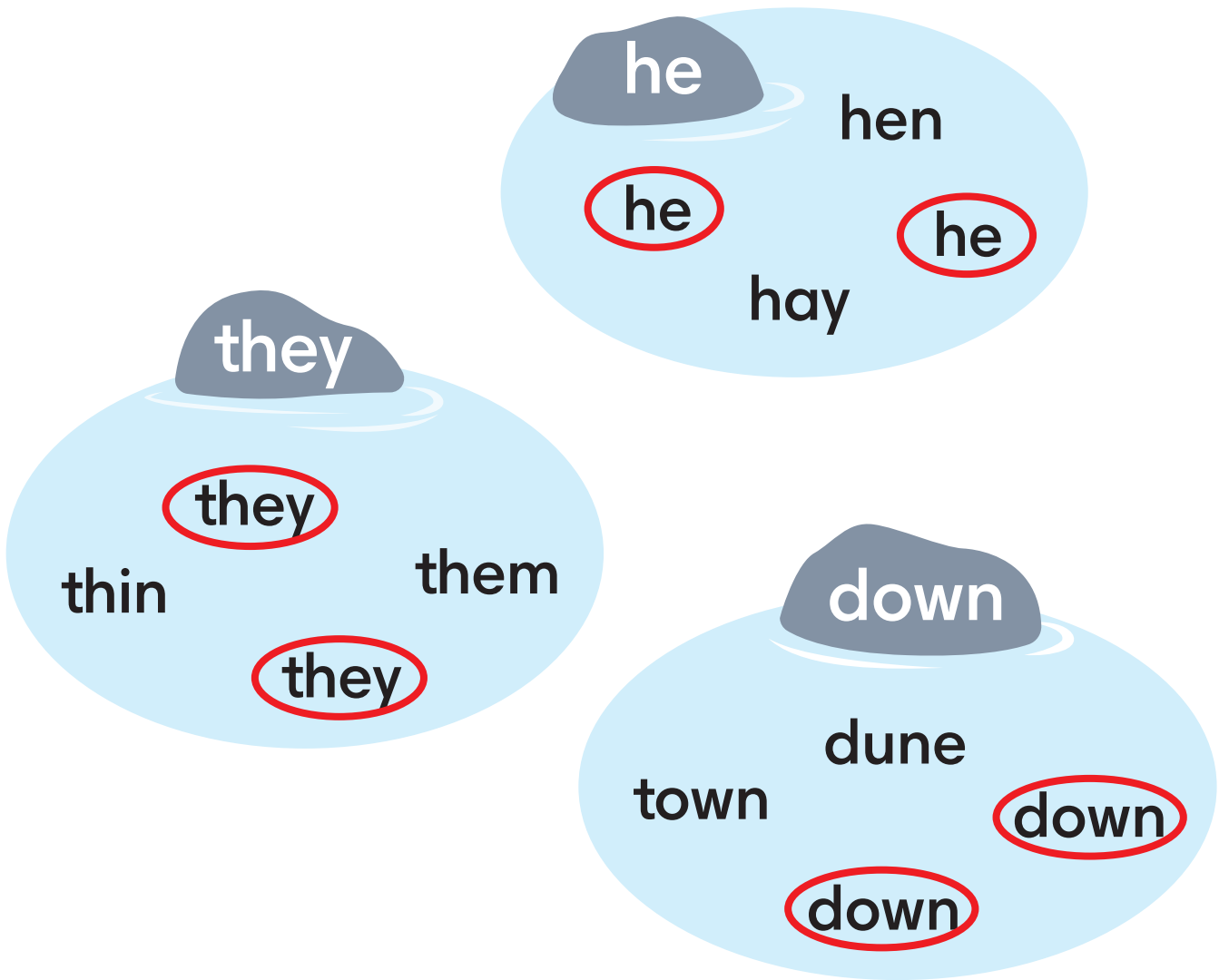
A Color.



B Trace and write.

he	he	he
they	they	they
down	down	down

C Find and circle.



D Trace and read.

He can dig.

They run down the ramp.





Story

A



Watch and listen.



Linda lifts her leg on the log. A ladybug lands on a leaf by the log. Landon holds the lid. The lizard climbs up the barn.

Word and Sound



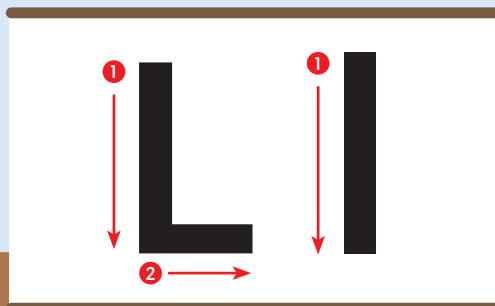
A Watch, listen, and say.

<p>• • •</p>	<p>leg</p>	<p>• • •</p>	<p>lid</p>
<p>• • •</p>	<p>leaf</p>	<p>• • • • •</p>	<p>lizard</p>

B Circle the pictures that begin with **l**.


Letter and Word

A Trace and write.



Handwriting practice area with three rows of lines. The first row contains four uppercase 'L's for tracing. The second row contains four lowercase 'l's for tracing. The third row contains four pairs of uppercase 'L' and lowercase 'l' for tracing.


B Say, color, and write.



l eaf



l eg



l id



l izard

Word Building



A Watch and point. Then blend and read.

Comprehension

A Circle.

Who?	
What?	
Where?	



EYE SPY

Look at page 78 and find:





Story

A



39

Watch and listen.




Frank and Fran go to the park. He has a fat fish balloon. She has a flower balloon. They are with their father. A woman has a fan. A man sells figs. They have fun.

Word and Sound




A   Watch, listen, and say.




fan

• • •




fat

• • •



fig

• • •







fun

• • •

B Circle the pictures that begin with **f**.

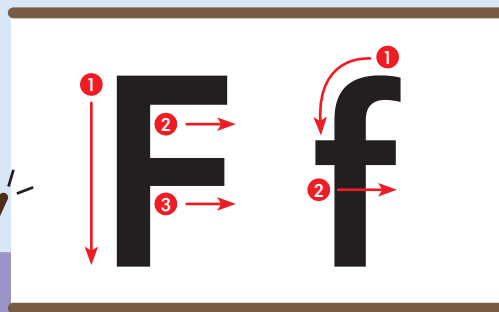


10 



Letter and Word

A Trace and write.



Tracing practice area with three rows of handwriting lines. The first row contains four uppercase 'F's. The second row contains four lowercase 'f's. The third row contains four pairs of 'Ff'.

B Say and write.



fan



fig



fat



fun

Word Building



A Watch and point. Then blend and read.



Comprehension

A Draw two **f** words.



EYE SPY

Look at page 82 and find:



b



VIDEO



AUDIO

Story A   Watch and listen.







A bird bobs on a boat. Brent the cub climbs a big tree. Bees buzz by the beehive. Briana the mama bear brings a basket to the tree. They have berries.


Word and Sound



A   Watch, listen, and say.



 <p>• • •</p>	<p>big</p>	 <p>• •</p>	<p>bee</p>
 <p>• • •</p>	<p>boat</p>	 <p>• • •</p>	<p>bird</p>

B Color the pictures that begin with **b**.



Letter and Word

A Trace and write.



B B B B

b b b b

Bb Bb Bb Bb

B Say and write.



big



bee



bird



boat

Word Building



A Watch and point. Then blend and read.

Comprehension

A Put the story in order.



EYE SPY

Look at page 86 and find:



Word and Sound



A 44 Watch, listen, and say.

• • •

jet

• • • •

jump

• • •

juice

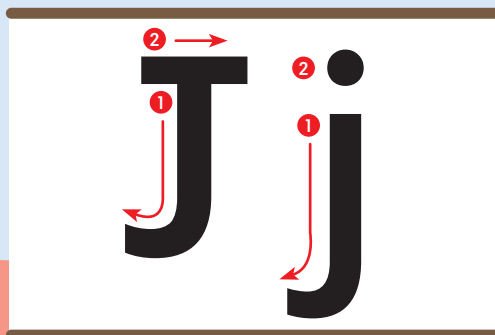

• • • • •

jacket

B Circle the pictures that begin with **j**.

Letter and Word

A Trace and write.



J J J J

j j j j

Jj Jj Jj Jj

B Say, color, and write.



j

f

j et



g

j

j uice



j

b

j ump



j

l

j acket

Word Building



A Watch and point. Then blend and read.



Comprehension

A Color.



EYE SPY

Look at page 90 and find:





VIDEO



AUDIO

Story

A



45

Watch and listen.



The zoo has a zigzag path. Zara looks at the zebra by the tree. Mom zips the zipper for Zara. Enzo wins a prize. They have an amazing day at the zoo.


Word and Sound



A Watch, listen, and say.




zigzag



zoo



zebra

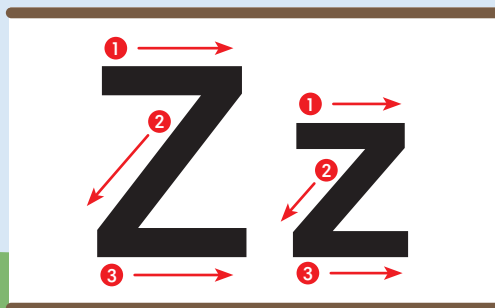


zipper

B Circle the pictures that begin with **z**.

Letter and Word

A Trace and write.



Tracing practice area with three rows of handwriting lines. The first row contains four uppercase 'Z's. The second row contains four lowercase 'z's. The third row contains four pairs of uppercase 'Z' and lowercase 'z' for tracing.

B Say, circle, and write.



Two boxes: the top one contains the letter 'z' circled in red, and the bottom one contains the letter 'j'.

zoo



Two boxes: the top one contains the letter 'l', and the bottom one contains the letter 'z' circled in red.

zebra



Two boxes: the top one contains the letter 'f', and the bottom one contains the letter 'z' circled in red.

zigzag



Two boxes: the top one contains the letter 'z' circled in red, and the bottom one contains the letter 'h'.

zipper

Word Building



A Watch and point. Then blend and read.



Comprehension

A Color.



EYE SPY

Look at page 94 and find:





A 47 Listen, match, and write.

z b j l f

l f b j z

B 48 Listen and point. Then blend and write.

z	i	p	zip	zip	
b	e	n	d	bend	bend
f	l	a	g	flag	flag
j	u	m	p	jump	jump

C Read.

**NAT'S
ADVENTURE LOG**

DAY 1
 Linda lifts her leg on the log.

DAY 2
Frank has a fat fish balloon.



DAY 3
A bird bobs on a boat.



DAY 4
 Jen jumps for the ball.

DAY 5
Mom zips the zipper for Zara.



D Circle and write.

 **leaf**
zoo

A ladybug lands on a **leaf**.

 **jet**
bee

A **jet** is in the sky.

A Draw shapes on each word.

to = ○ by = △ have = □

have to by

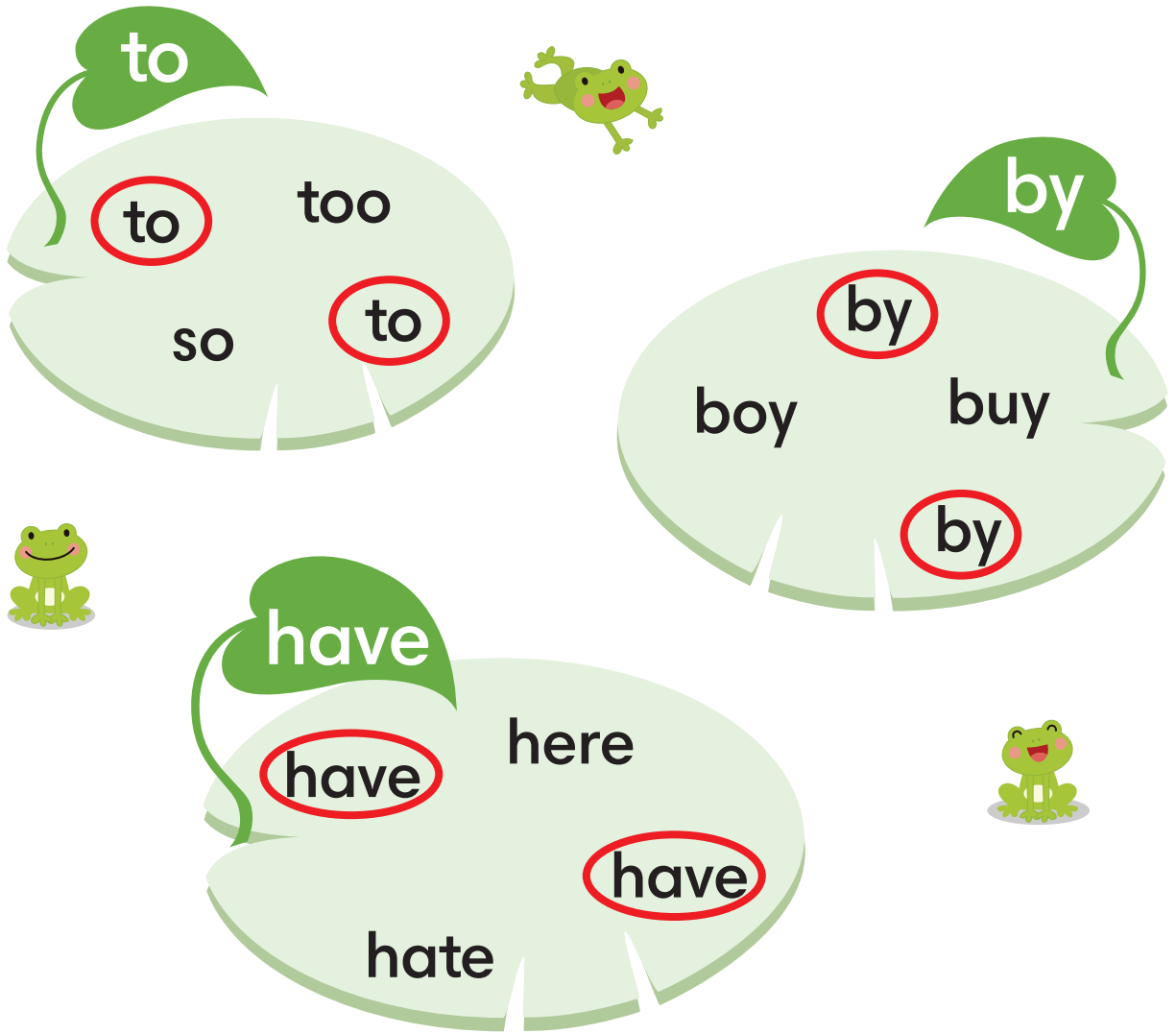
to have by

to have to by

B Trace and write.

to	to	to
by	by	by
have	have	have

C Find and circle.



D Trace and read.

Ben is **by** a fan.

They **have** a log

to jump on.





Story **A**   Watch and listen.



Wally and Wanda go swimming. The water wets their hair. The wind blows. Some twigs fall. The crow comes to a tree. It has a twig. They watch a whale swim.

Word and Sound



A   Watch, listen, and say.




wet



wind




twig




swim

B Color the pictures with **w**.



Letter and Word

A Trace and write.



Tracing practice area with three rows of handwriting lines. The first row contains four uppercase 'W's. The second row contains four lowercase 'w's. The third row contains four pairs of uppercase 'W' and lowercase 'w' for tracing.


B Say and write.



wet



wind



swim



twig

Word Building



A  Watch and point. Then blend and read.

w e t

w e t

wet

w e b

w e b

web

w i n

w i n

win

s w i m

s w i m

swim

Comprehension

A Draw two **w** words.



EYE SPY

Look at page 102 and find:





VIDEO



AUDIO

Story

A



51

Watch and listen.




Vic plays vet. Val plays the violin. A vase has some violets. Dad watches a movie. Mom is at the oven. They wear vests. A delivery driver comes in a van.

Word and Sound



A Watch, listen, and say.



van



vet



vest



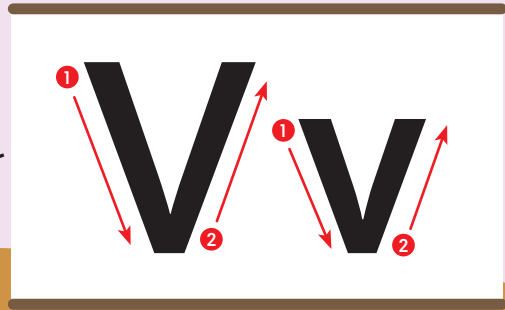
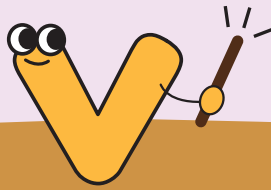
vase

B Circle the pictures that begin with **v**.



Letter and Word

A Trace and write.



Tracing practice area with three rows of handwriting lines. The first row contains four uppercase 'V's. The second row contains four lowercase 'v's. The third row contains four pairs of uppercase 'V' and lowercase 'v' for tracing.

B Say, circle, and write.



b
v

vet



v
f

van



j
v

vase



v
t

vest

Word Building



A Watch and point. Then blend and read.



Comprehension

A Circle.

Who?				
What?				
Where?				



EYE SPY

Look at page 106 and find:



y



Story A  53 Watch and listen.




Yasmin enjoys her yellow yogurt. She says, “Yum! My yogurt!” Maya, the little baby, points and yells, “Candy!” Roy, the boy, plays with a yo-yo. He yells, “I love my yo-yo!”

Word and Sound




A Watch, listen, and say.




yo-yo



yell




yellow



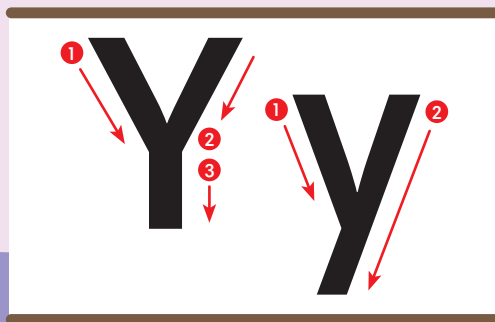
yogurt

B Circle the pictures that begin with **y**.



Letter and Word

A Trace and write.



Tracing practice area with three rows of handwriting lines. The first row contains four uppercase 'Y's. The second row contains four lowercase 'y's. The third row contains four pairs of uppercase 'Y' and lowercase 'y'.

B Say, color, and write.



yell



yo-yo



yogurt



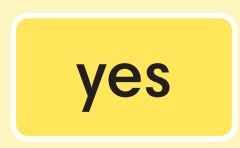



yellow

Word Building






A Watch and point. Then blend and read.






Comprehension

A Match.

Who?

What?



EYE SPY

Look at page 110 and find:





Story

A



Watch and listen.



Lex the fox has a toolbox. He has six bolts. "Come on!" says Lex. "Let's fix the taxi!" Alexa exits with a box. Dexter the ox relaxes. Max mixes some paint.

Word and Sound



A Watch, listen, and say.

6
• • •

six

• • •

fix

• • •

fox

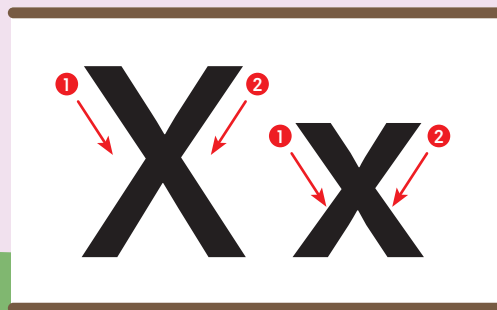

• • •

box

B Color the pictures that end with **x**.

Letter and Word

A Trace and write.



Tracing practice area with three rows of handwriting lines. The first row contains four large red uppercase 'X's. The second row contains four smaller red uppercase 'X's. The third row contains four pairs of red uppercase 'X' and lowercase 'x'.

B Say and write.



box



fix



fox



six

Word Building



A Watch and point. Then blend and read.

m i x

mix

mix

f o x

fox

fox

w a x

wax

wax

n e x t

next

next

Comprehension

A Draw two **x** words.



EYE SPY

Look at page 114 and find:



6



Q



VIDEO



AUDIO

Story A   Watch and listen.



It's a quiet day at the castle. I paint a question mark. Queen Quilla knits my quilt. The squirrel is quick. It has some mail for the quiet squid.

Word and Sound



A 58 Watch, listen, and say.




quilt



squid



queen

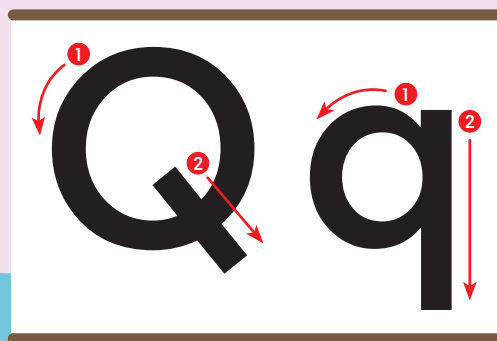


quiet

B Circle the pictures with q.

Letter and Word

A Trace and write.



Q

Q

Q

Q

q

q

q

q

Q

q

Q

q

Q

q

Q

q

B Say, circle, and write.



q

k



q

w

queen

quilt



v

q



y

q

quiet

squid

Word Building



A Watch and point. Then blend and read.

qu i t

quit

quit

qu i z

quiz

quiz

qu i p

quip

quip

qu i l t

quilt

quilt

Comprehension

A Draw two **q** words.



EYE SPY

Look at page 118 and find:





A Listen, trace, and match.

W V Y X Q

x q w y v

B Listen and point. Then blend and write.

qu	i	z	quiz	quiz
w	a	x	wax	wax
y	e	l	yelp	yelp
v	e	n	vent	vent

C Read.

**NAT'S
ADVENTURE LOG**

DAY 1
The water wets their hair.



DAY 2
Vic plays vet.



DAY 3
Yasmin enjoys her yellow yogurt.




DAY 4
Lex the fox has a toolbox.




DAY 5
Queen Quilla knits a quilt.



D Circle and write.

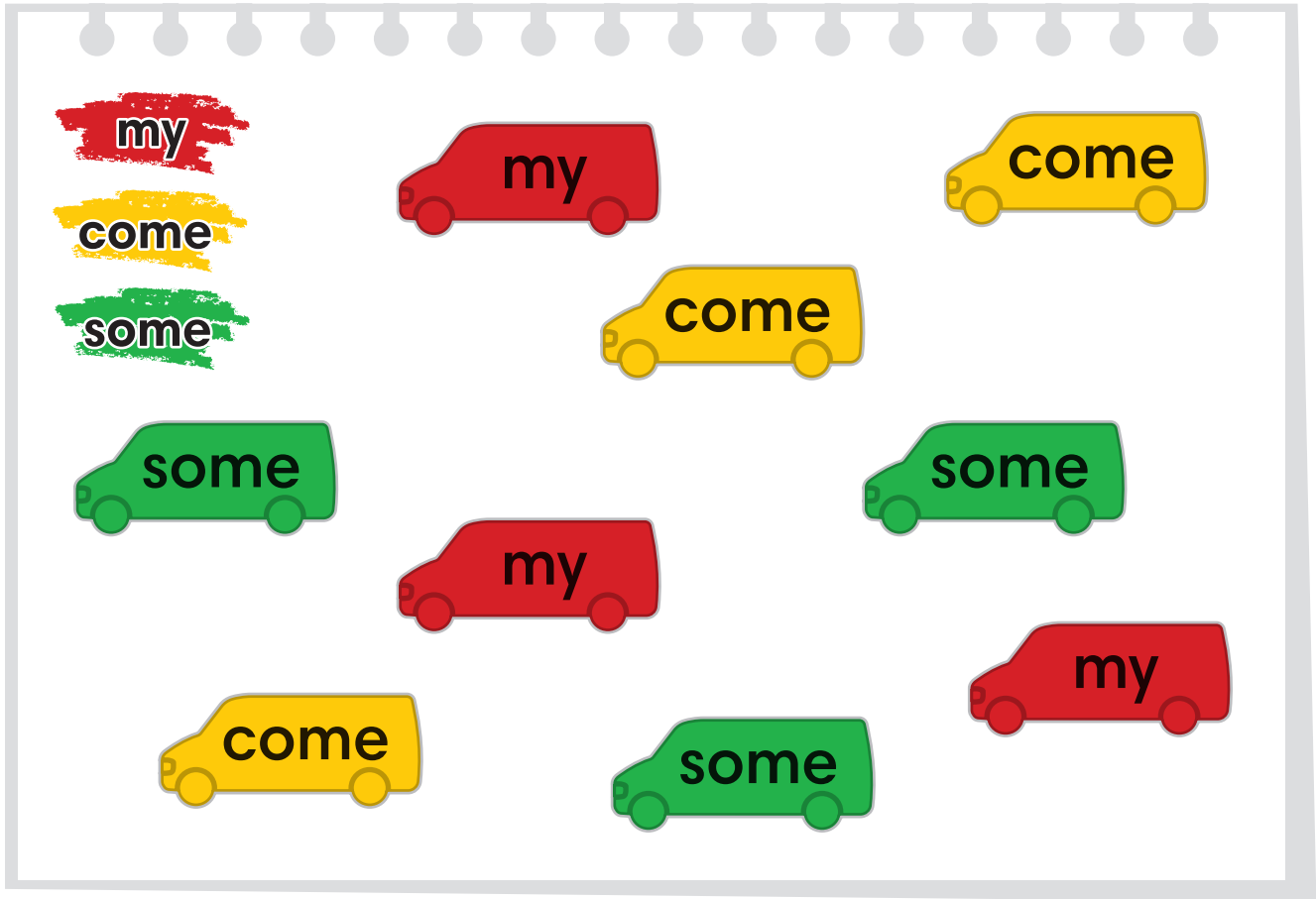
 **twig**
six

The crow has a
twig.

 **vest**
yellow

They wear
vests.

A Color.



B Trace and write.

my

my

my

come

come

come

some

some

some

C Find and circle.



D Trace and read.

Some squid swim.

Come and help

fix my van.



UNIT 1

Lesson 1

61

(Tune: *The Wheels on the Bus*)

The snake gets on the stone
seesaw,
Stone seesaw, stone seesaw.
The squirrel gets on the stone
seesaw.
Sitting in the sun!

They sit on the seesaw, up and
down,
Up and down, up and down.
Snake and squirrel go up and
down.
All around the sun!

Lesson 2

62

(Tune: *This Is the Way We Brush Our Teeth*)

/a/-/a/! The alarm rang.
Ant and alligator clap!
Ant, ant has an apple.
/a/-/a/! We like that snack!

/a/-/a/! They sat on the mat.
Ant and alligator clap!
Ant, ant has an apple.
/a/-/a/! We like that snack!

Lesson 3

63

(Tune: *A Cat Came Fiddling Out of a Barn*)

/t/-/t/! Tiger sits by the tent.
/t/-/t/! Tall tree, tall tree.
Tin cup, tip, tip, tip.

/t/-/t/! Tiger sits by the tent.
/t/-/t/! Tiger waves “Hi!”
/t/-/t/! Turtle says “Bye!”

Lesson 4

64

(Tune: *Alouette*)

Pandas, pandas, tapping on a pot,
Pandas, pandas, tapping on a pot,
Tapping with a paw—tap, tap, tap!
Drawing with a pen—draw, draw,
clap!

Tap, tap, tap!
Draw, draw, clap!
Pandas, pandas, tapping on a pot!

Lesson 5

65

(Tune: *A Tisket, A Tasket*)

In an igloo, in, in, in,
Ivan is ill, ill, ill, ill.
He is in bed, in, in, in,
In his quilt, in, in, in.



In an igloo, in, in, in,
Ink is in the igloo, igloo.
An insect wipes ink, ink, ink,
Ivan smiles in, in, in.

UNIT 2

Lesson 1

(Tune: Simple Simon)

Nina naps at noon.
Nuts are near the nest.
Nina naps at noon.
Nuts are near the nest.
Nina nabs the nuts,
Nibble, nibble, nuts.
Nina nabs the nuts,
Nibble, nibble, nuts.

Lesson 2

(Tune: Row, Row, Row Your Boat)

The king has a cup.
The kid has a kit.
The cat has a cake.
The clock goes tick-tock.

The king has a cup.
The kid has a kit.
The cat has a cake.
The cloud is cool.

Lesson 3

(Tune: Twinkle, Twinkle, Little Star)

Ferret, ferret, gets ten eggs.
Ed the elk has ten eggs.
On the shelf, jelly and bread,
Penguin says, "Hello, Fred!"
Pelican, bat, and hen,
Wave and smile again and again.
Ferret, ferret, gets ten eggs.
Ed the elk has ten eggs.

Lesson 4

(Tune: If You're Happy and You Know It)

Hana hugs a horse on the hill.
Hug, hug!
The happy hen hops on the hay.
Hop, hop!
Happy Hana has a hat.
The happy hen hops on the hay.
Hana hugs a horse on the hill.
Hug, hug!

Lesson 5



(Tune: Skip to My Lou)

/r/-/r/! Rabbit can run.
 /r/-/r/! Rat can run.
 /r/-/r/! Rain on the track.
 Race to the ribbon—no time to lag!

/r/-/r/! Ruby in a red shirt.
 /r/-/r/! Ryan in red shoes.
 /r/-/r/! Raccoon waves a flag.
 Race to the ribbon—no time to lag!

UNIT 3

Lesson 1



(Tune: Old MacDonald Had a Farm)

Mimi the mole has a mop, mop.
 Mimi the mole has a mop, mop.
 With a mop, mop here, and a mop,
 mop there,
 This way, that way, mop, mop, mop!
 Mimi the mole has a mop, mop,
 /m/-/m/-/m/-/m/-/m/!

The mule and camel have a map.
 The mule and camel have a map.
 With a map, map here, and a map,
 map there,
 This way, that way, map, map, map!
 The mule and camel have a map,
 /m/-/m/-/m/-/m/-/m/!

Lesson 2



(Tune: Jimmy Crack Corn)

Dora the kid walks with
 Don the donkey down the dirt road.
 She wears a dress with red, red
 dots.

Dora the kid walks with
 Don the donkey down the dirt road.
 Donkey eats a date, she eats a
 donut!

Lesson 3



(Tune: Baa Baa Black Sheep)

The goat smells the grapes.
 Grow, grow, grow!
 Gus to Goose says, “Go, go, go!”
 Giggle, giggle, giggle by the gate,
 Tag, tag, tag! Go Goose, go Gus!

The goat smells the grapes.
 Grow, grow, grow!
 Gus to Goose says, “Go, go, go!”
 Giggle, giggle, giggle by the gate,
 Goose, Gus, and Goat make a big
 mess.

Lesson 4



(Tune: Hickory Dickory Dock)

Oscar sits on a log.
Octopus is in the pool—ooh!
Olivia sips her soda.
Mom peels an orange.
Oysters on a rocky rock,
Octopus is in the pool—too!

Lesson 5



(Tune: The Farmer in the Dell)

Bud and Uncle Rusty,
Under an umbrella,
Under an umbrella.
No sun but fun, fun, fun!

Bunny and a trumpet,
Duck and drum go “budum!”
Bud and Uncle Rusty,
Under an umbrella!

UNIT 4

Lesson 1



(Tune: The Muffin Man)

Linda lifts her leg on the log.
A ladybug lands on a leaf.
Linda lifts her leg on the log,
On the log, on the log.

Landon holds the lid by the log.
The lizard climbs up to the barn.
Landon holds the lid by the log,
By the log, by the log.

Lesson 2



(Tune: Miss Polly Had a Dolly)

Fran has a flower, a flower balloon.
Frank has a fish, a fat fish balloon.
Fran and Frank hold the flower and
fish.
Father, Fran, and Frank,
Fun, fun, fun!

A woman has a fan, a fan.
A man sells figs, figs, figs.
Fran and Frank hold the flower and
fish.
Father, Fran, and Frank,
Fun, fun, fun!

Lesson 3



(Tune: Did You Ever See a Lassie?)

Did you see a bird bob?
 A bird bob, a bird bob?
 Did you see a bear
 By the boat, by the boat?
 Did you see the bees buzz?
 The bees buzz, bees buzz?
 Did you see a cub
 On the big tree, on the big tree?

Lesson 4



(Tune: Down by the Bay)

Jump, Jen, jump, jump!
 Jump for the ball!
 Juice and jelly beans,
 Juice and jelly beans.

Jump, Jen, jump, jump!
 Jump for the ball!
 Jeans and jacket,
 Jeans and jacket.
 Jump, Justin, jump!

Lesson 5



(Tune: This Old Man)

Zipper, zipper—zip up tight!
 Mom zips Zara just right.
 Zigzag, zigzag—in the zoo,
 Amazing day at the zoo.

Zebra, zebra—at the zoo!
 Enzo wins a prize, too.
 Zigzag, zigzag—in the zoo,
 Amazing day at the zoo.

UNIT 5

Lesson 1



(Tune: Frère Jacques)

Wally and Wanda, Wally and
 Wanda,
 Swim, swim, swim. They swim.
 Wind, wind, wind—blows, blows,
 blows,
 Wally's wet, Wanda's wet.

Crow and a twig, crow and a twig.
 Twig, twig, twig. Work with a twig.
 Wind, wind, wind—blows, blows,
 blows,
 Wally's wet, Wanda's wet.

Lesson 2 82

(Tune: London Bridge)

Van and vest and vet and vase,
/v/-/v/-/v/ Val plays violin.

Van and vest and vet and vase,
/v/-/v/-/v/ Vic the vet will play.

Van and vest and vet and vase,
Dad and Mom are in vests.

Van and vest and vet and vase,
/v/-/v/-/v/ van vroom, vroom,
vroom!

Lesson 3 83

(Tune: Humpty Dumpty)

Yasmin enjoys yellow yogurt.
Yum, yum, yum, happy with joy.
Maya the happy baby yelled.
Candy, candy, happy with joy.
Roy the boy plays with a yo-yo.
Yo-yo, yo-yo, happy with joy.
Yeah, yeah, yeah, happy day!
Yeah, yeah, yeah, sunny day!

Lesson 4 84

(Tune: Three Blind Mice)

Fix Lex Fox.

Fix Lex Fox.

Fix the taxi.

Fix the taxi.

With a box, with six bolts.

With a box, with six bolts.

Next, next, next,

Fix Lex Fox. Fix Lex Fox.

Fix the taxi.

Lesson 5 85

(Tune: Clap Your Hands)

Quiet Queen Quilla knits a quilt.

/qu/-/qu/-/qu/ squares on the quilt.

/qu/-/qu/-/qu/ the quokka draws,

/qu/-/qu/-/qu/ the question mark.

Quiet Queen Quilla knits a quilt.

/qu/-/qu/-/qu/ squares on the quilt.

/qu/-/qu/-/qu/ the squid sees,

/qu/-/qu/-/qu/ the squirrel runs.



A series of horizontal dotted lines for writing, spanning the width of the page.

