



UNIT 1-2 REVIEW

A Imagine you and your classmates went to a tidal power station. Write about what you have learned about the tidal power station.

Questions	Notes
What does the tidal power station produce?	
How does it work?	
What is the good thing about tidal power station?	
What is a problem that can arise with tidal power station?	
What do you think about the tidal power station?	

SUMMARY

B Based on your notes, fill in the blanks to complete the summary.

I went to a tidal power station in our neighborhood.

1. The power plant produces _____.
2. It uses _____ to produce _____.
3. The good thing about this power station is that _____
_____.
4. The problem that can arise is _____.
5. I think _____.



UNIT 3-4 REVIEW

A Imagine you visited another country for a trip. Write about your trip.

Notes	
When	
City, Country	
What did you see during your trip?	1. 2. 3.
How did you feel when you saw and experienced those things?	1. 2. 3.
How do you feel about the whole trip?	
Wishes	1. 2.

SUMMARY

B Based on your notes, fill in the blanks to complete the summary.

I traveled to _____ for _____.

There, I saw _____,
and _____.

First, as I watched _____, I felt _____.

Next, as I watched _____, I felt _____.

Last, as I watched _____, I felt _____.

I felt _____ about this city!

I wish _____ and _____.



UNIT 5-6 REVIEW


A Imagine you are going to bake a cake for the celebration of winning the soccer game. Read the recipe below together as a class.



BANANA CAKE

- 150g of unsalted butter
- 225g plain flour
- 1 teaspoon baking powder
- 3 ripe bananas
- 150g soft light sugar
- 2 eggs
- 60 ml milk
- 1 teaspoon of vanilla extract

1. Preheat the oven to 170 degrees Celsius.
2. Grease the cake pan.
3. In a bowl, mash the bananas.
4. Then, mix in melted butter, sugar, eggs, milk and vanilla extract.
5. Add flour and baking powder into the banana mixture and whisk until just combined.
6. Pour it in the cake pan.
7. Bake for 40 to 50 minutes.
8. Leave the cake to cool.
9. Top it with icing if you wish with the icing recipe at the bottom.



ICING

1. Mix butter, sugar, and cinnamon until it is fluffy.
2. Add the cream cheese

- 100g of unsalted butter
- 175g icing sugar
- 60g cream cheese
- 1/2 teaspoon ground cinnamon

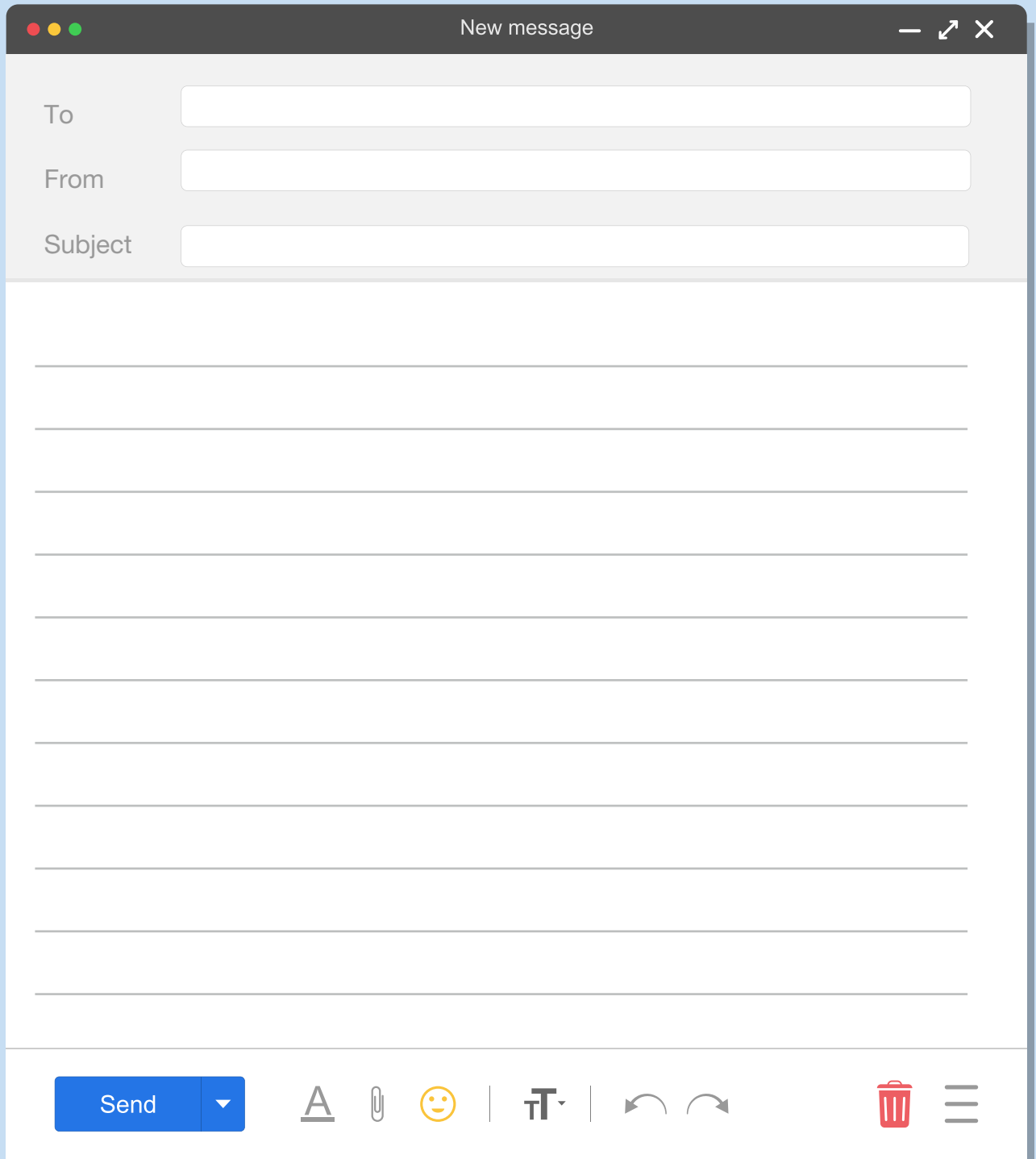
SUMMARY

B Based on the recipe and your own idea, fill in the blanks to complete the summary.

1. What we are doing: We are having a party to _____.
2. Who: _____ are invited.
3. When: The party is on _____.
4. Where: The party is at _____.
5. What I will bring for the party: I will bring _____.
6. What others can bring for the party: _____ can bring _____.
- _____ can bring _____.
- _____ can bring _____.

E-MAIL

- C Use the information from the summary to write an e-mail to your friends about the party.









New message



To

From

Subject

Send

   |  |  



UNIT 7-8 REVIEW

A Read the example together with the class and write about your country.

Country	Brazil	_____ (Country name)
Which continent is it in?	South America	
Which hemisphere is it in?	Southern Hemisphere	
Which ocean is nearby?	The Atlantic Ocean	
Famous landscapes	Amazon Rainforest and Pantanal	
Famous public art or landmark in your country	Kobra's murals	

SUMMARY

B Based on your notes, fill in the blanks to complete the summary.

1. I live in _____ which is in _____.
2. My country is in _____.
3. The closest ocean is _____.
4. There are _____ and _____ in my country. At _____, you can see _____ . Also, at _____, you can see _____.
5. One public art / landmark in my country is _____ . It is famous because _____.

