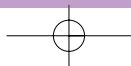


Sounds Fun!

Phonics for Children



Initial Sounds



Sounds Fun! 1 - UNIT 1

Match the letters with the pictures. ◀8

Match the letters with the pictures.

Aa Bb Cc

Color the right picture. ◀11

Color the right picture.

Aa Bb Cc

Circle the right letter. ◀11

Circle the right letter.

Listen to the word. Circle the right picture. ◀12

Listen to the word. Circle the right picture.

Transcript: 1. ant 2. banana 3. cat 4. bear

Listen to the beginning sound. Circle the right picture. ◀12

Listen to the beginning sound. Circle the right picture.

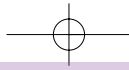
Transcript: 1. /b/ 2. /a/ 3. /c/

Write the letter that begins the word. ◀13

Write the letter that begins the word.

Match the letters with the pictures. ◀13

Match the letters with the pictures.



Sounds Fun! 1 - UNIT 2

Match the letters with the pictures. ◀16

Match the letters with the pictures.

Dd ———— (elephant)
 Ee ———— (dog)
 Ff ———— (fan)

Color the right picture. ◀19

Color the right picture.

Dd (fish) (egg) (elephant)
 Ee (dog) (fan) (hand)
 Ff (fox) (box) (dinosaur)

Circle the right letter. ◀19

Circle the right letter.

(frog) (d) e f (chicken) (d) e f (egg) (d) e f

Listen to the word. Circle the right picture. ◀20

Listen to the word. Circle the right picture.

1. (fish) (box) 2. (dinosaur) (fan)
 3. (egg) (fox) 4. (dog) (elephant)

Transcript: 1. fish 2. dinosaur
 3. fox 4. elephant

Listen to the beginning sound. Circle the right picture. ◀20

Listen to the beginning sound. Circle the right picture.

1. (egg) (dog) (fox)
 2. (egg) (box) (fish)
 3. (fan) (chicken) (elephant)

Transcript: 1. /f/ 2. /d/ 3. /e/

Write the letter that begins the word. ◀21

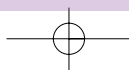
Write the letter that begins the word.

(dog) D d (elephant) E e
 (fan) F f (chicken) D d
 (egg) E e (frog) F f

Match the pictures with the letters. ◀21

Match the pictures with the letters.




(fox) ———— Dd ———— (dinosaur)
 (egg) ———— Ee ———— (hand)
 (box) ———— Ff ———— (fish)



Sounds Fun! 1 - UNIT 3










Match the letters with the pictures. ←24

Match the letters with the pictures.

Gg	-----	
Hh	-----	
Ii	-----	




Color the right picture. ←27

Color the right picture.

Gg			
Hh			
Ii			





Circle the right letter. ←27

Circle the right letter.

		
g h i	g h i	g h i

Listen to the word. Circle the right picture. ←28

Listen to the word. Circle the right picture.

1 	2 
3 	4 

Transcript: 1. hat 2. igouana 3. Italy 4. goat

Listen to the beginning sound. Circle the right picture. ←28







Listen to the beginning sound. Circle the right picture.

1 		
2 		
3 		

Transcript: 1. /g/ 2. /h/ 3. /g/







Write the letter that begins the word. ←29

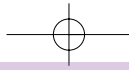
Write the letter that begins the word.

	H h		G g
	I i		I i
	G g		H h

Match the pictures with the letters. ←29

Match the pictures with the letters.

	-----	Gg	-----	
	-----	Hh	-----	
	-----	Ii	-----	



Sounds Fun! 1 - Review 1-3

Circle the right letter. ←33

Circle the right letter.

e c g	a b h	g h f
d c a	b h e	h a i

Circle the right word. ←35

Circle the right word.

A	I
H	D
B	G

Write the letter that begins the word. ←33

Write the letter that begins the word.

H h	E e
C c	H h
B b	F f

Match the words that start with the same sound. ←35

Match the words that start with the same sound.

(Note: Dashed lines connect Pig to Cat, Fish to Dog, Cup to Egg, and Elephant to Stick.)



Sounds Fun! 1 - UNIT 4

Match the letters with the pictures. ◀40

Match the letters with the pictures.

Jj ————

Kk ————

Ll ————

Color the right picture. ◀43

Color the right picture.

Jj

Kk

Ll

Circle the right letter. ◀43

Circle the right letter.

j k l j k l j k l

Listen to the word. Circle the right picture. ◀44

Listen to the word. Circle the right picture.

1. 2.

3. 4.

Transcript: 1. jar 2. kangaroo 3. jet 4. lemon

Listen to the word. Trace the right letters. ◀44

Listen to the word. Trace the right letters.

1. Jj Kk Ll

2. Jj Kk Ll

3. Jj Kk Ll

Transcript: 1. key 2. lion 3. king

Write the letter that begins the word. ◀45

Write the letter that begins the word.

 L J j

 K k L l

 J j K k

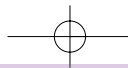
Match the letters with the pictures. ◀45

Match the letters with the pictures.

J ————

K ————

L ————



Sounds Fun! 1 - UNIT 5

Match the letters with the pictures. **48**

Match the letters with the pictures.

Mm Nn Oo

Dashed lines connect Mm to the owl, Nn to the nest, and Oo to the moon.

Color the right picture. **51**

Color the right picture.

Mm Nest Owl Turtle

Nn Ostrich 9 Broom

Oo Pig Net Moon

Circle the right letter. **51**

Circle the right letter.

m n o m n o m n o

The first 'm' in each set is circled.

Listen to the word. Circle the right picture. **52**

52

Listen to the word. Circle the right picture.

1. Moon Owl 2. Nest Turtle

3. Ostrich Net 4. Broom Nose

Transcript: 1. moon 2. nest 3. ostrich 4. nose

Listen to the beginning sound. Circle the right picture. **52**

Listen to the beginning sound. Circle the right picture.

1. Man Pig

2. Ostrich 9 Broom

3. Nest Frog Turtle

Transcript: 1. /o/ 2. /m/ 3. /n/

Write the letter that begins the word. **53**

Write the letter that begins the word.

Moon M m Ostrich O o

Nose N n Turtle M m

Owl O o Net N n

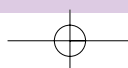
Match the pictures with the letters. **53**

Match the pictures with the letters.

Nest Mm Pig 9

Broom Nn Owl

Frog Oo Man



Sounds Fun! 1 - UNIT 6

Match the letters with the pictures. ◀56

Match the letters with the pictures.




Pp ————




Qq ————




Rr ————

Color the right picture. ◀59

Color the right picture.




Pp   

Qq   

Rr   

Circle the right letter. ◀59



Circle the right letter.



  

p q r p q r p q r

Listen to the word. Circle the right picture. ◀60

Listen to the word. Circle the right picture.




1  2 




3  4 




Transcript: 1. ring 2. quiz 3. pot 4. pen

Listen to the beginning sound. Circle the right picture. ◀60

Listen to the beginning sound. Circle the right picture.

1   



2   



3   



Transcript: 1. /q/ 2. /r/ 3. /p/

Write the letter that begins the word. ◀61

Write the letter that begins the word.


 R r  P p


 P p  Q q


 Q q  R r

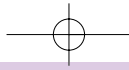
Match the letters with the pictures. ◀61

Match the letters with the pictures.

P ————  ———— p

Q ————  ———— q

R ————  ———— r



Sounds Fun! 1 - Review 4-6

Circle the picture that doesn't fit. ←65

Circle the picture that doesn't fit.

Jj			
Kk			
Mm			
Rr			

Write the letter that begins the words. ←67

Review Units 4-6

Write the letter that begins the words.

Jj Kk Ll Mm Nn Oo Pp Qq Rr

K k	P p		
J j	O o		
N n	M m		
Q q	L l		

Match the pictures with the letters. ←65

Match the pictures with the letters.

	Ll Nn Pp	

Color the picture. What do you see? ←66

Units 4-6 Review

Color the picture. What do you see?



Sounds Fun! 1 - UNIT 7

Match the letters with the pictures. **72**

Match the letters with the pictures.

Ss ---
 Tt ---
 Uu ---

Color the right picture. **75**

Color the right picture.

Ss

Tt

Uu

Circle the right letter. **75**

Circle the right letter.

s t u 10 s t u s t u

Listen to the word. Circle the right picture. **76**

76

Listen to the word. Circle the right picture.

1 2

3 4

Transcript: 1. sun 2. tiger 3. ten 4. umpire

Listen to the beginning sound. Circle the right picture. **76**

76

Listen to the beginning sound. Circle the right picture.

1

2

3

Transcript: 1. /t/ 2. /u/ 3. /s/

Write the letter that begins the word. **77**

77

Write the letter that begins the word.

S s T t

T t U u

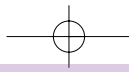
U u S s

Match the pictures with the letters. **77**

77

Match the pictures with the letters.


Ss
Tt
Uu





Sounds Fun! 1 - UNIT 8

Match the letters with the pictures. **80**

Match the letters with the pictures.




Vv 




Ww 




Xx 

Color the right picture. **83**

Color the right picture.




Vv   

Ww   

Xx   

Circle the right letter. **83**





Circle the right letter.





  

v w X v W x v W X

Listen to the word. Circle the right picture. **84**

Listen to the word. Circle the right picture.




1   2  




3   4  




Transcript: 1. window 2. vet 3. wet 4. vest

Listen to the sounds. Circle the right picture. **84**

Listen to the sounds. Circle the right picture.

1   



2   



3   



Transcript: 1. /v/ 2. /x/ 3. /w/

Write the letter that begins the word. **85**

Write the letter that begins the word.


 W w  V v


 X x  W w


 V v  W w

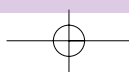
Match the pictures with the letters. **85**

Match the pictures with the letters.

V  V

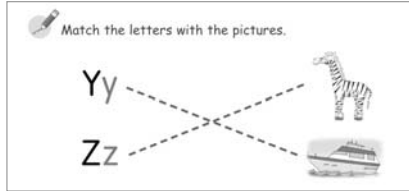
W  W

X  X




Sounds Fun! 1 - UNIT 9


Match the letters with the pictures. 




Color the right picture. 



Circle the right letter. 




Listen to the word. Circle the right picture. 





Transcript: 1. zoo 2. violin 3. yellow 4. yak

Listen to the beginning sound. Circle the right picture. 

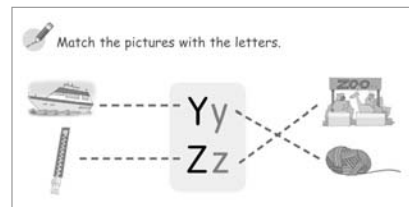


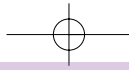
Transcript: 1. /y/ 2. /z/ 3. /z/

Write the letter that begins the word. 



Match the pictures with the letters. 











Sounds Fun! 1 - Review 1-9










Circle the right letter. ←97

Circle the right letter.

	S t U		t U V
	x y Z		v w X
	u v W		s t U





Circle the picture that doesn't fit. ←99

Circle the picture that doesn't fit.

Ee			
Gg			
Nn			









Write the letter that begins the word. ←97

Write the letter that begins the word.

	P p		R r
	Q q		O o

Match the words that start with the same sound. ←99

Match the words that start with the same sound.


			
			

(Note: Dashed lines connect Lizard to Lion, Lamp to Cup, Vest to Violin, and Turtle to Ant.)

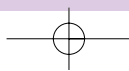
Find the letter that starts each word. Connect the letters. What do you see? ←98

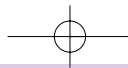
Units 1-9 Review

Find the letter that starts each word. Connect the letters. What do you see?



The puzzle shows a grid of letters with lines connecting them to form the word 'SUNSHINE'. The letters are: S, U, N, S, H, I, N, E.





Sounds Fun! 1 - TEST (Units 1-9)

Listen to the word. Fill in the correct circle.

◀104

Units 1-9 TEST

Listen to the word. Fill in the correct circle.

Ex. a b c d

1 a b c d

2 a b c d

3 a b c d

4 a b c d

Transcript: Ex. alligator
 1. dinosaur 2. net
 3. lemon 4. frog

Listen to the beginning sound. Write the beginning letters in the box.

◀106

Units 1-9 TEST

Listen to the beginning sound. Write the beginning letters in the box.

Ex. → Yy

1 → Gg 6 → Pp
 2 → Rr 7 → Ss
 3 → Cc 8 → Zz
 4 → Ww 9 → Ff
 5 → Ee 10 → Qq

Transcript: Ex. /y/ - yellow
 1. /g/ - goat 2. /r/ - rug 3. /c/ - can
 4. /w/ - wet 5. /e/ - elbow 6. /p/ - pizza
 7. /s/ - sun 8. /z/ - zero 9. /f/ - fish
 10. /q/ - question

Listen to the beginning sound. Fill in the correct circle.

◀105

TEST Units 1-9

Listen to the beginning sound. Fill in the correct circle.

Ex. a b c d

1 a b c d

2 a b c d

3 a b c d

4 a b c d

Transcript: Ex. /k/
 1. /b/ 2. /z/
 3. /l/ 4. /h/

Look at the picture. Circle the correct beginning letters.

◀107

Look at the picture. Circle the correct beginning letters.

1 Yy Zz Oo Aa
 2 Yy Ww Oo Ee
 3 Bb Vv Dd Cc
 4 Tt Ll Bb Pp

Look at the picture. Write the beginning letters.

◀107

Look at the picture. Write the beginning letters.

→ Pp
 → Jj → Ff
 → Ss → Mm

